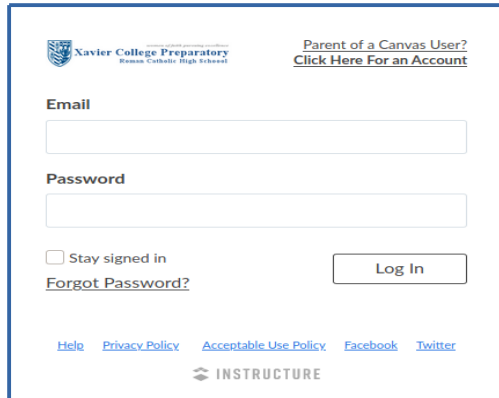


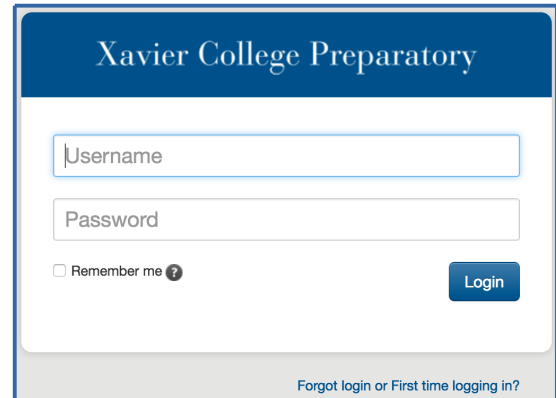
Xavier Campus Technology - Online Systems

Xavier students and parents will have access to the following online systems in support of classes, coursework, and grades:

Canvas LMS & GatorNet



Canvas LMS



GatorNet

Canvas LMS is our Learning Management System and is used across all of the Diocese of Phoenix high schools in support of student learning goals, both “on-campus” and “off-campus”. Canvas is used by our faculty and students daily and contains course documents, assignments, and grades. Parents can self-register for parent “observer” accounts on our Canvas login page.

GatorNet is our Student Management System providing student and parent access to attendance, end of term grades (Quarter and Semester), report cards, and transcript information. Student and parent accounts are created by our student management system as part of enrollment each school year.

Both systems have password reset features requiring the email address associated with the account in question. If you forget your password, please visit each system’s login page to perform a reset. GatorNet has an additional option for retrieving usernames. Please check the appropriate boxes as needed.

Parents, if you do not have an email on file with our Registrar's Office, you will not be able to use the password reset feature described above. In this case, you must contact our Registrar's office at (602) 240-3148 or (602) 240-3107 to provide your updated email. If you have any questions regarding our online systems, please send an email to: onlinesystems@xcp.org.

Canvas LMS Login Information

Students log in to Canvas with their school provided email address. Temporary passwords will be assigned and communicated to new students prior to their scheduled start date.

Parents log in to Canvas via a parent “observer” account. Parents self-register for observer accounts using their personal email address and a student generated pairing code. Once registered, parents can view announcements, assignments, grades, and other course content.

Please use the link found on Xavier’s Canvas login page to register for a parent “observer” account (see image below). A link to Xavier’s Canvas login page can be found on Xavier’s website in the Quick Links menu located in the upper left corner of the page.

For more information and access to the Pairing Codes FAQ PDF please click the link [What is a pairing code?](#) on the Parent Signup page.

Xavier College Preparatory
Roman Catholic High School

**Parent of a Canvas User?
Click Here For an Account**

Email

Password

Stay signed in

[Forgot Password?](#)

[Help](#) [Privacy Policy](#) [Acceptable Use Policy](#) [Facebook](#) [Twitter](#)

INSTRUCTURE

Parent Signup

Your Name

Your Email

Password

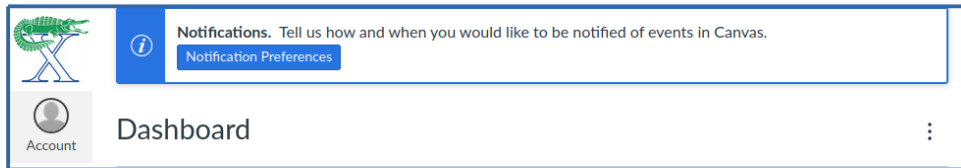
Re-enter Password

Student Pairing Code
 [What is a pairing code?](#)

You agree to the [terms of use](#) and acknowledge the [privacy policy](#).

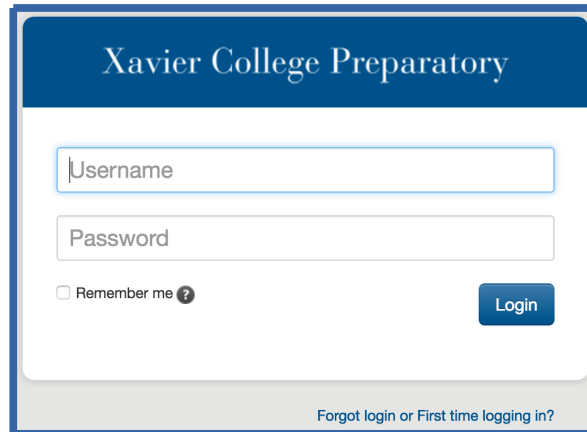
Canvas LMS Login Information

Upon successful completion of the Parent Signup process, parents will be taken directly to their Canvas Dashboard where they will have the opportunity to set their notification preferences.



** NOTE ... For families with multiple Xavier students in Canvas please visit [this URL](#) for instructions on adding additional students.

GatorNet Login Information



The image shows a login form for Xavier College Preparatory. At the top, there is a dark blue header with the text "Xavier College Preparatory" in white. Below the header, there are two input fields: "Username" and "Password". Below the "Password" field, there is a checkbox labeled "Remember me" with a small question mark icon to its right. To the right of the checkbox is a blue "Login" button. At the bottom right of the form area, there is a link that says "Forgot login or First time logging in?".

A GatorNet login allows students and parents the ability to view attendance information, student schedules, report cards, and unofficial transcripts.

A GatorNet account is created for the parent who submits the admissions application form during the application process. Prospective students and additional parents will have accounts created for them upon acceptance. For accepted students and additional parents, system generated logins with instructions for logging in for the first time are emailed separately to the email address on record for each person prior to registration.

To retrieve your username for GatorNet or to request a password reset please use the link [Forgot login or First time logging in?](#) on the GatorNet sign in page. A link to the GatorNet sign in page can be found on Xavier College Preparatory's website in the Quick links menu located in the upper left corner of the page. After clicking [Forgot login or First time logging in?](#), please enter the email address on record for your account and select one or both options for username and/or password. Our online system will email you shortly thereafter with your username and a secure link for resetting your password.

Parents, if you have not provided your email address, have a new one, or encounter issues with the above process, you will need to contact our Registrar's Office via email at registrar@xcp.org or phone at (602) 240-3148 or (602) 240-3107 to update your email address.
