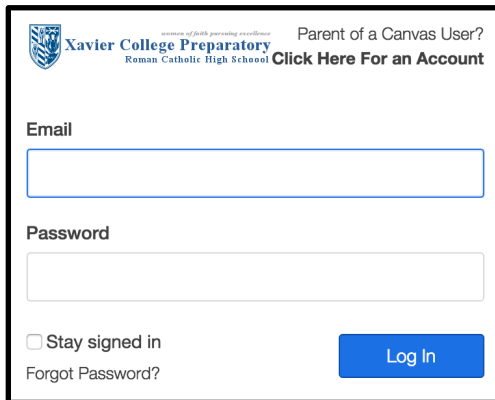


Xavier Campus Technology - Online Systems

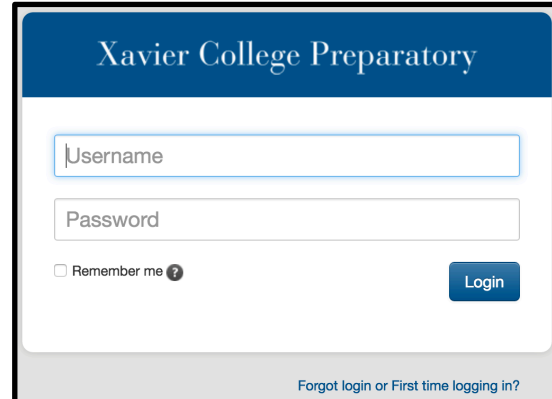
For the 2016-2017 school year Xavier Students and Parents will have access to the following online systems in support of classes, coursework, and grades:

Canvas LMS & GatorNet



The screenshot shows the Canvas LMS login page for parents. At the top left is the Xavier College Preparatory logo and name, with the text "Roman Catholic High School" below it. To the right, it says "Parent of a Canvas User?" and "Click Here For an Account". Below this are two input fields: "Email" and "Password". At the bottom left, there is a checkbox for "Stay signed in" and a link for "Forgot Password?". A blue "Log In" button is located at the bottom right.

CANVAS LMS



The screenshot shows the GatorNet login page. At the top is a blue header with the text "Xavier College Preparatory". Below this are two input fields: "Username" and "Password". There is a checkbox for "Remember me" with a question mark icon. A blue "Login" button is on the right. At the bottom right, there is a link for "Forgot login or First time logging in?".

GatorNet

Canvas LMS is our Learning Management System and is used across all of the Diocese of Phoenix high schools in support of student learning goals, both “on-campus” and “off-campus”. Canvas is used by our Faculty and Students daily and contains course documents, assignments, and grades. Parents will self-register in Canvas for Parent "Observer" accounts.

GatorNet is our new Student Management System providing Student and Parent access to attendance, end of term grades (Quarter and Semester), report cards, and transcript information. Student and Parent accounts are created by our student management system as part of enrollment each school year.

Both systems feature Password Reset features and use the Student & Parent email address for this process. If you happen to forget your password, please visit each system to perform a reset. If you do not know your Username for GatorNet, use the same password reset process and make sure to include the checkbox for username.

Parents, if you do not have an email on file with our Registrar's office, you will not be able to login to GatorNet. In that case, you must contact our Registrar's office at (602) 240-3148 or (602) 240-3107 to provide your updated email.

If you have any questions regarding our online systems, please send an email to: canvas@xcp.

Below is more information about accessing each system:

CANVAS LMS Login Information:

Students login to Canvas with their school provided email address. We have assigned a temporary password for you in Canvas. If you are a new student, visit Canvas and select "Forgot Password" then enter your school email address. Check your school email next for a link to reset your password.

Parents login to Canvas via a Parent "Observer" Account. Once registered, Parents can view announcements, assignments, grades, and other course content. Parents Self-Register in Canvas using their Parent email address and their student's Username (their Xavier school email address) and the student's password. (If you have multiple students at Xavier, please see steps below)

Visit Canvas from our school website (top right, under Quick Links) and register for a Parent Account

Xavier College Preparatory
Roman Catholic High School

Parent of a Canvas User?
[Click Here For an Account](#)

Email

Password

Stay signed in
Forgot Password?

Log In

Parent Signup

Your Name

Your Email

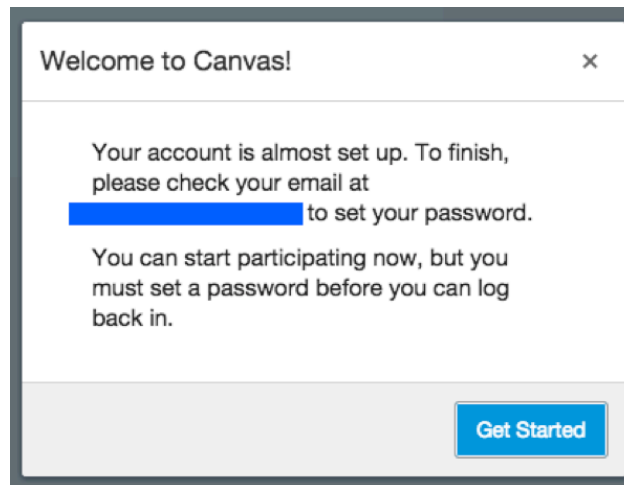
Child's Username

Child's Password

You agree to the [terms of use](#) and acknowledge the [privacy policy](#).

Start Participating

Once completed you will receive this message and be logged in:



You need to set up your new password next, so check your personal email now and you will see the items below:

Xavier Canvas <notifications@instructure.com>
to me ▾

[Click here to finish the registration process](#)

Thank you for registering with Canvas! This email is confirmation that the user [redacted] is registering for a new account at xcp.instructure.com.



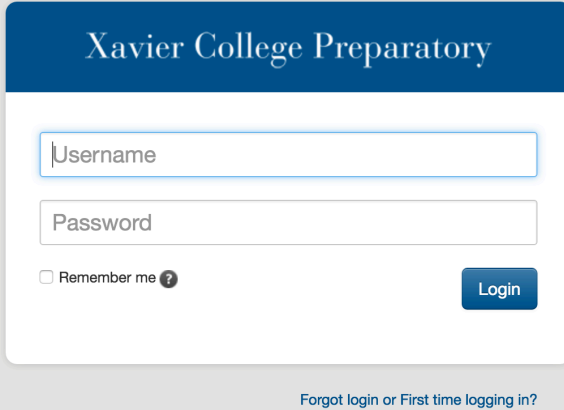
[Update your notification settings](#)

Congratulations! You may now log back in to Canvas as a registered Parent.

** NOTE ... For families with **multiple Xavier students** in Canvas:

Once logged in as a Parent, go to Account (on left sidebar), then Profile, then Observing. You will add your additional students now using their Username (Student's School Email) and their Password.

GatorNet Login Information:



The image shows a login form for Xavier College Preparatory. At the top, there is a dark blue header with the text "Xavier College Preparatory" in white. Below the header, there are two input fields: "Username" and "Password". Below the "Password" field, there is a checkbox labeled "Remember me" with a question mark icon to its right. To the right of the checkbox is a blue "Login" button. At the bottom of the form, there is a link that says "Forgot login or First time logging in?".

Students & Parents login to GatorNet with a pre-created account, however you will create your own password.

In order to retrieve your Username for GatorNet, visit our school's website (top right, under Quick Links) and select "GatorNet". From there you will select the "Forgot login or First time logging in?" link, then enter your School Student email address (or Parent email address that you provided to Xavier).

Parents, if you have not provided your email address (or have a new one), you will need to contact our Registrar's Office via email at registrar@xcp.org or phone at (602) 240-3148 or (602) 240-3107 to update your email address.

Our online system will email you shortly with your User ID and a secure Link for you to reset your Password. Once logged in to GatorNet, students and parents will be able to view attendance information, student schedules, report cards, and unofficial transcripts.